



# TRANSPORTATION *Advocates of Texas*

Moving people, creating jobs.

---

## Transportation 101: Orientation for Legislators and Staff

Brandi Bird, TAOT Vice Chair of Research & Education  
Dallas Regional Mobility Coalition

# Transportation 101 Agenda

## Overview of Transportation Entities and Organizations

Brandi Bird, TAOT Vice Chair of Research & Education

## Overview of TxDOT Policies and Programs

Marc Williams, TxDOT Deputy Executive Director

## Transportation Funding, Historical Perspective and the Future

Steven Albright, TAOT Board Secretary

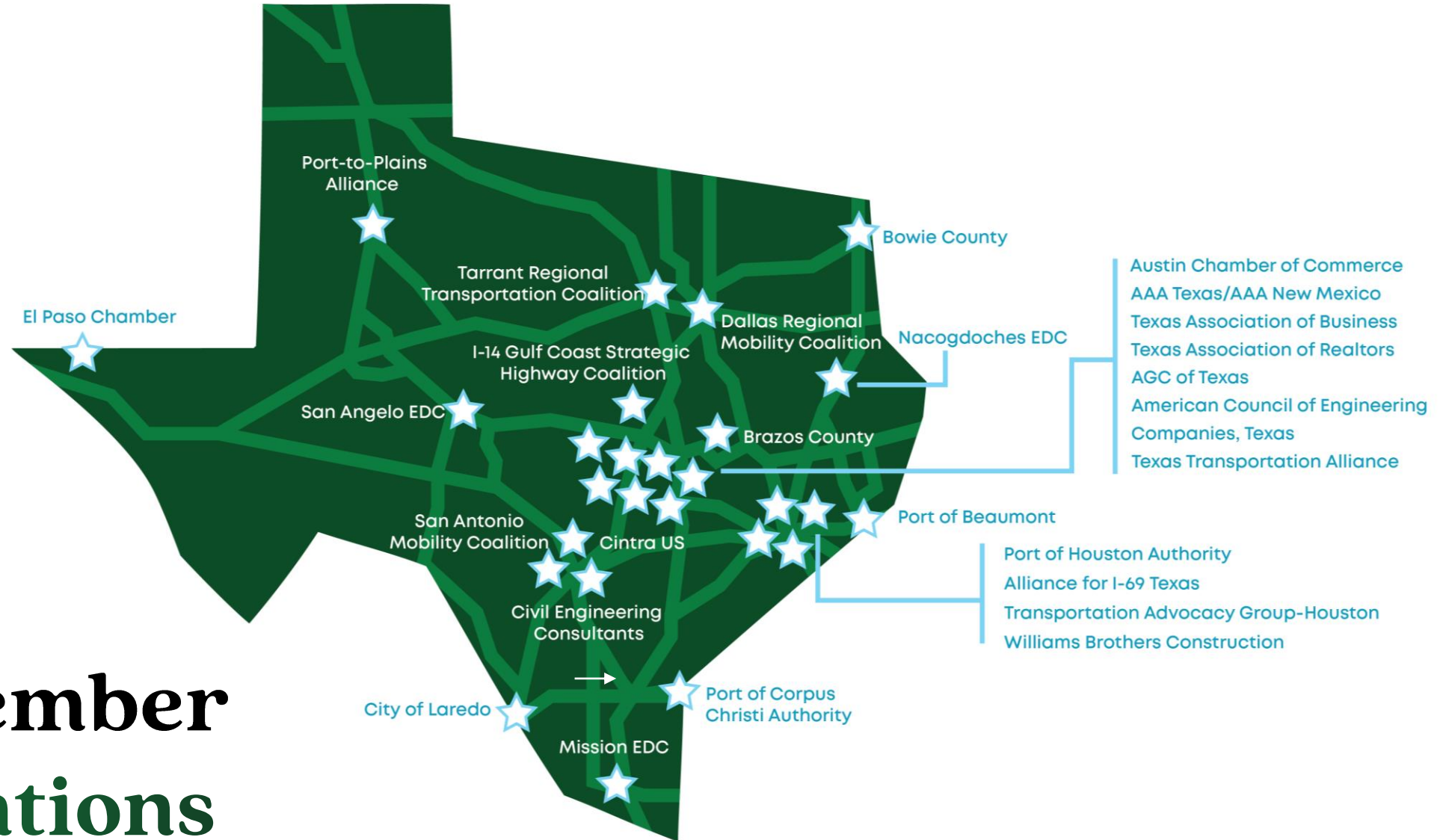
## TAOT 2021 Legislative Priorities

Steven Albright and Brandi Bird, TAOT Officers

# Who is TAoT?

- Transportation Advocates of Texas was created in 2010 to bring together advocates from around the state to support additional resources for transportation.
- Made up of advocacy groups, industry groups, cities, counties, chambers all supporting one mission- to increase funding for transportation.
- Can serve as a resource for you on transportation policy issues or questions.





# Taot Member Organizations

# TAoT Board of Directors

## Vic Boyer

TAoT Board Chairman  
San Antonio Mobility Coalition

## Drew Campbell

TAoT Chairman-Elect  
Vice-Chair Legislative Relations  
Dallas Regional Mobility Coalition/Capitol-Insights

## Michael Reeves

TAoT Immediate Past Chair  
Texas Association of Realtors, Lubbock  
Panhandle/West Texas Regional Representative

## Steven Albright

TAoT Board Secretary  
The Associated General Contractors of Texas

## Dawn Green

Civil Engineering Consultants

## Brandi Bird

TAoT Board Vice Chair - Research & Education  
Dallas Regional Mobility Coalition  
Bird Advocacy & Consulting

## Anne O’Ryan

TAoT Board Vice Chair - Financial Management  
AAA Texas/AAA New Mexico

## Guy Andrews

West Texas Central Regional Representative  
San Angelo Economic Development Corp.

## Andrea French

TAoT Board Vice Chair - Communications  
TAG - Houston Region

## Bob Lanham

Williams Brothers Construction Co.

## Chris Fisher

Southeast Texas Regional Representative  
Port of Beaumont

## Matt Geske

Austin Regional Representative  
Austin Chamber of Commerce

## Larissa Philpot

East Texas Regional Representative  
Nacogdoches Economic  
Development Corp.

## Elizabeth Grindstaff

Brazos Valley Regional Representative  
Brazos County

## John LaRue

Coastal Bend Regional Representative  
United Corpus Christi  
Chamber of Commerce

## Desirae Manzaneres

El Paso Regional Representative  
El Paso Chamber of Commerce

## Sergio Contreras

Rio Grande Valley Regional Representative  
Rio Grande Valley Partnership

## Pete Saenz

Laredo Regional Representative  
Mayor of Laredo

## Jeff Williams

Fort Worth/Arlington Regional Representative  
Mayor of Arlington; Chair of Tarrant Regional  
Transportation Coalition

## Cory Floyd

Northeast Texas Regional Representative

## Scott Stewart

Texas Council of Engineering Companies

## Jennifer Woodard

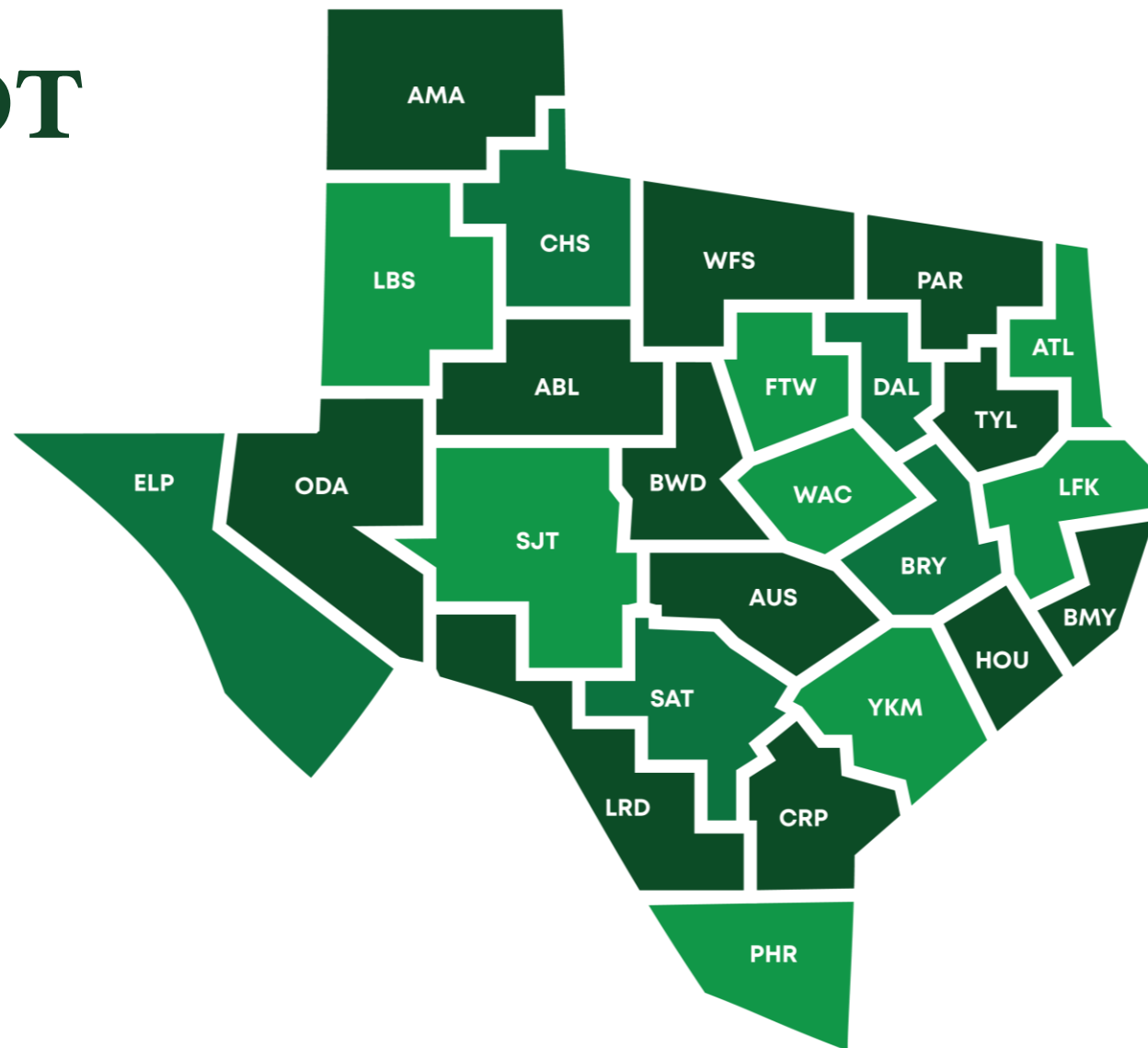
The Associated General Contractors of Texas

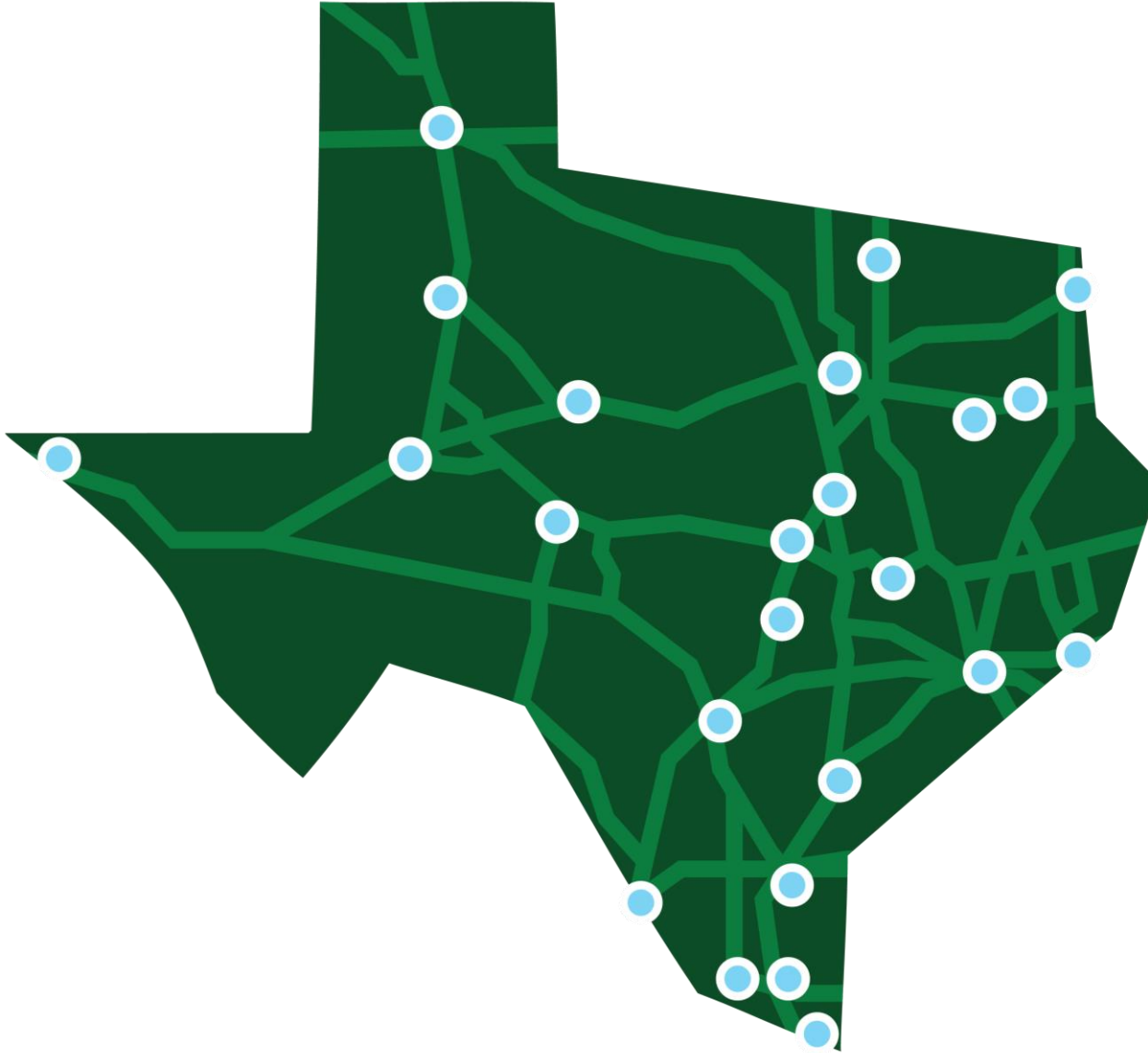
# State Agency: TxDOT

The Texas Department of Transportation is the state agency responsible for building and maintaining the transportation system in Texas.

There are 25 TxDOT Districts and a District Engineer who leads each district.

TxDOT is governed by the Texas Transportation Commission, which is made up of 5 Gubernatorial appointees.



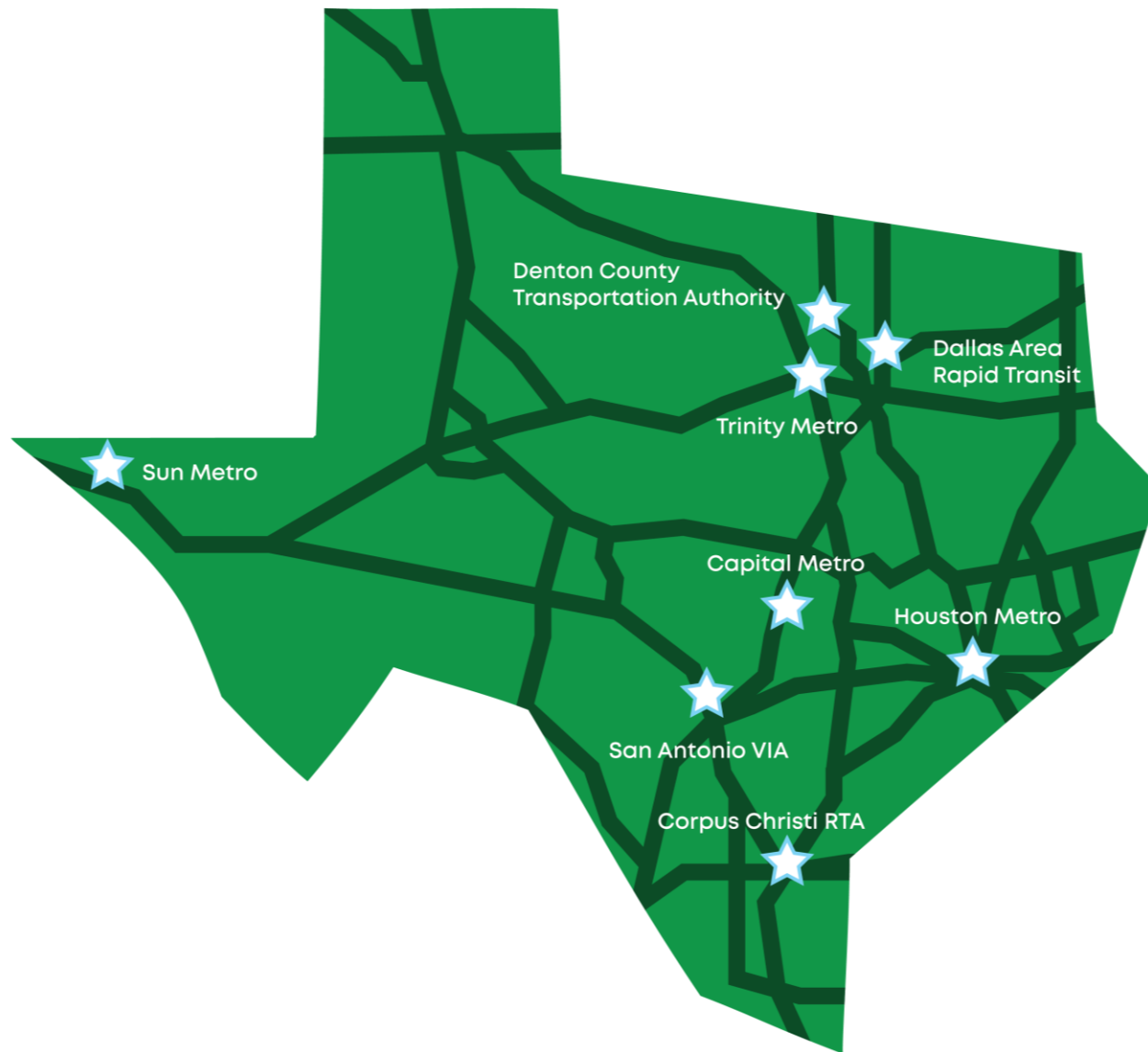


# Local Agencies: Metropolitan Planning Organizations

There are 24 MPOs in Texas

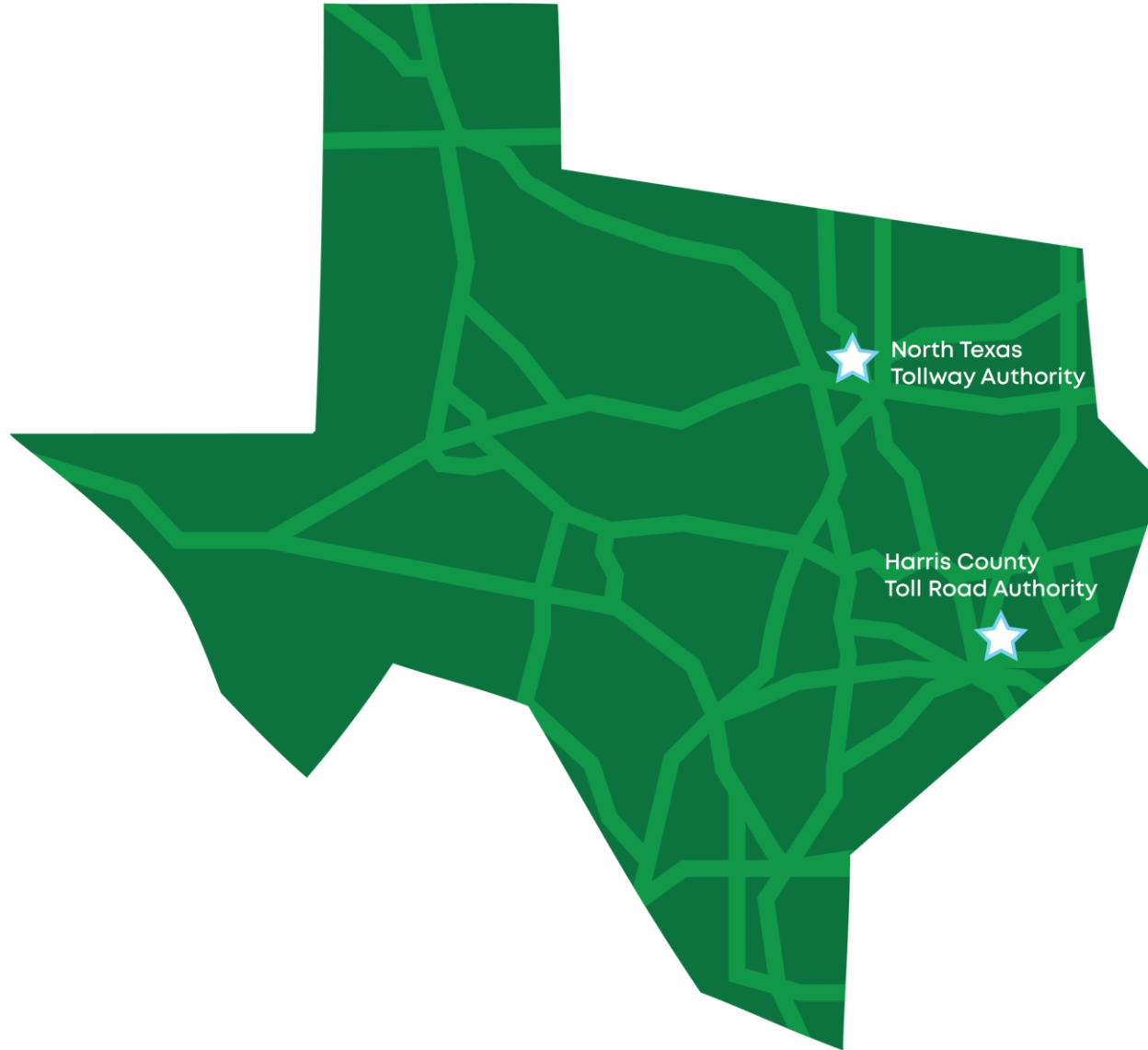
Abilene  
Amarillo  
Austin  
Beaumont-Port Arthur  
Brownsville  
Bryan-College Station  
Corpus Christi  
Dallas-Fort Worth (NCTCOG)  
El Paso  
Harlingen-San Benito  
Hidalgo County  
Houston-Galveston (HGAC)

Killeen-Temple  
Laredo  
Longview  
Lubbock  
Permian Basin  
San Angelo  
Alamo Area  
Sherman-Denison  
Texarkana  
Tyler Area  
Victoria  
Waco

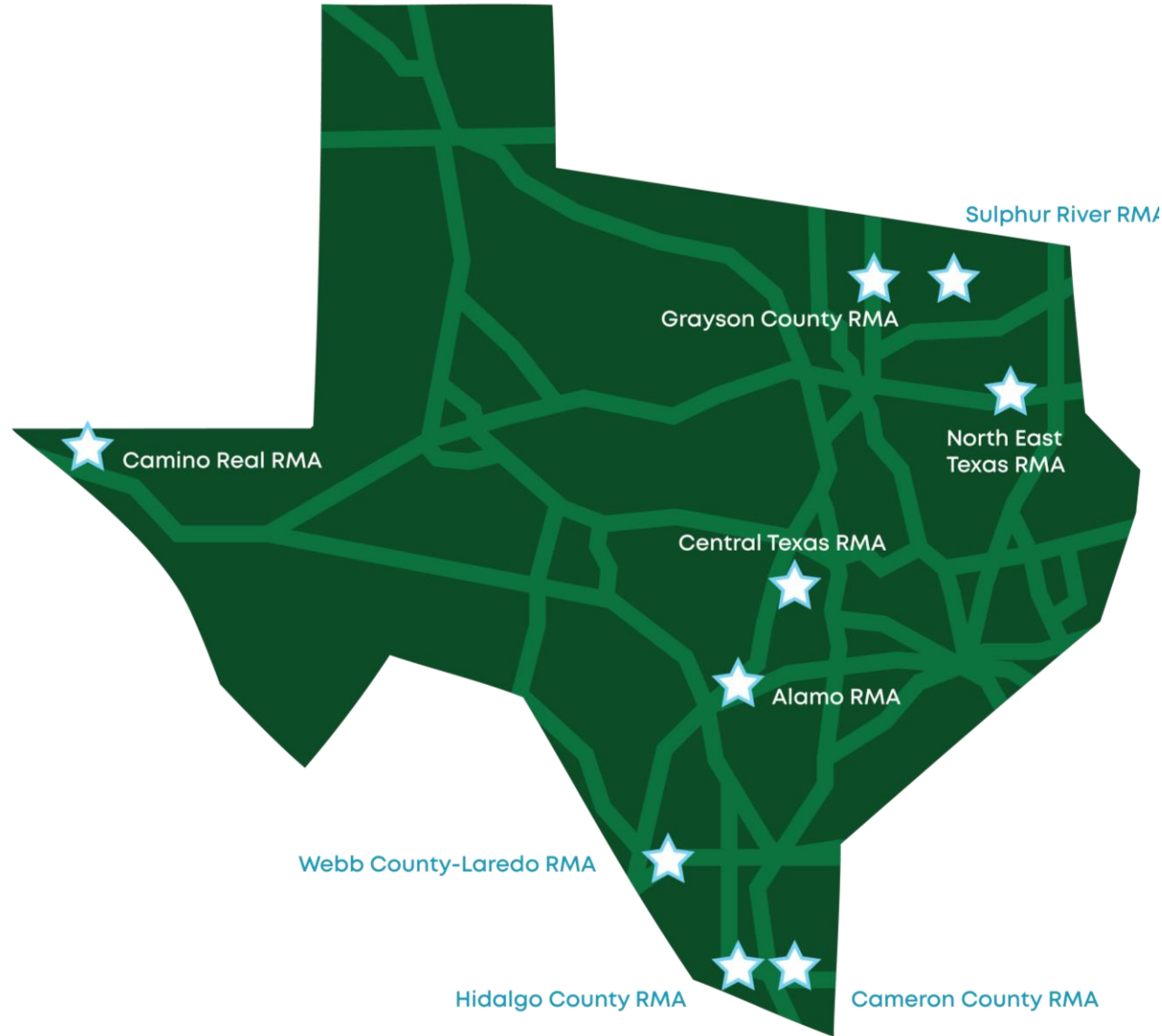


# Transit Authorities





# Toll Authorities



# Regional Mobility Authorities

# Questions

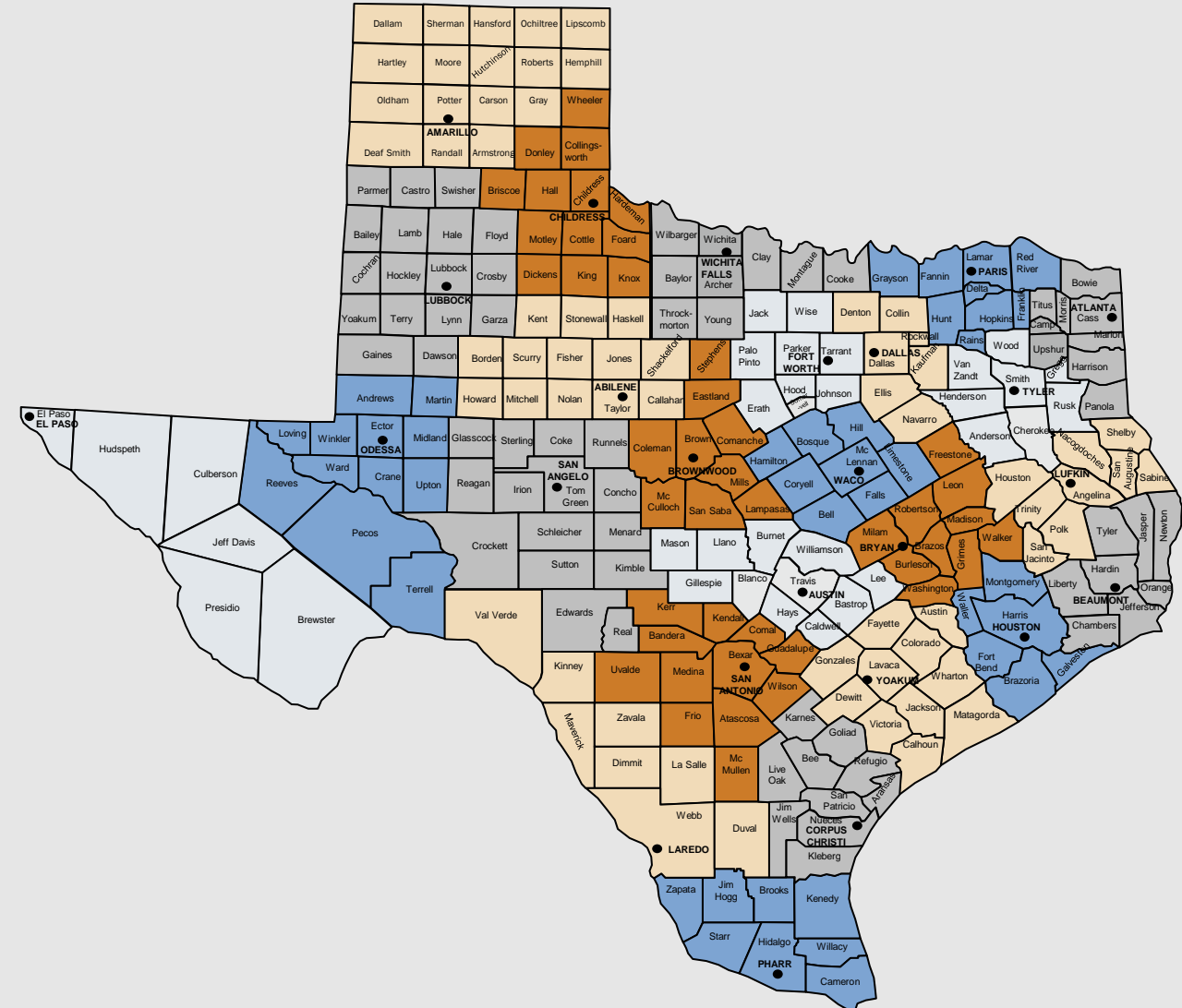
---



# Overview of TxDOT Policies and Programs

---

MARC WILLIAMS, DEPUTY EXECUTIVE DIRECTOR TxDOT



- Over 12,000 Employees
- 25 Regional Districts
- Headquarters in Austin, Texas
- Overseen by the Texas Transportation Commission
- Functions include:
  - Highways
  - Transit for Rural, Small Urban Areas
  - General Aviation
  - Rail
  - Waterways

# More than Roads & Bridges



- General aviation airports–grants and support
- Public transportation–grants and support
- Bike and pedestrian–grants, support, and project delivery
- Rail–planning, safety, and ownership (South Orient Rail)
- Ferry operations–Galveston & Port Aransas
- Gulf Intracoastal Waterway–support
- Maritime Ports–transportation planning
- Travel Information Centers
- Commercial sign regulation
- Emergency response operations





- Texas has over 80,455 center line miles of state-maintained highways (more than any other state).
- In 2019, there were over 789 million vehicle miles of travel on an average day in Texas (93 million miles from Earth to the Sun)
- Texas has over 55,000 bridges and bridge structures (i.e. culverts). 27,000 more than any state in the nation.
- 10,384 miles of railroad track in Texas.
- 28 international bridges and border crossings between the U.S. and Mexico are in Texas.
- Texas ports rank No. 1 in the U.S. in waterborne commerce, handling almost 500 million tons of foreign and domestic cargo.



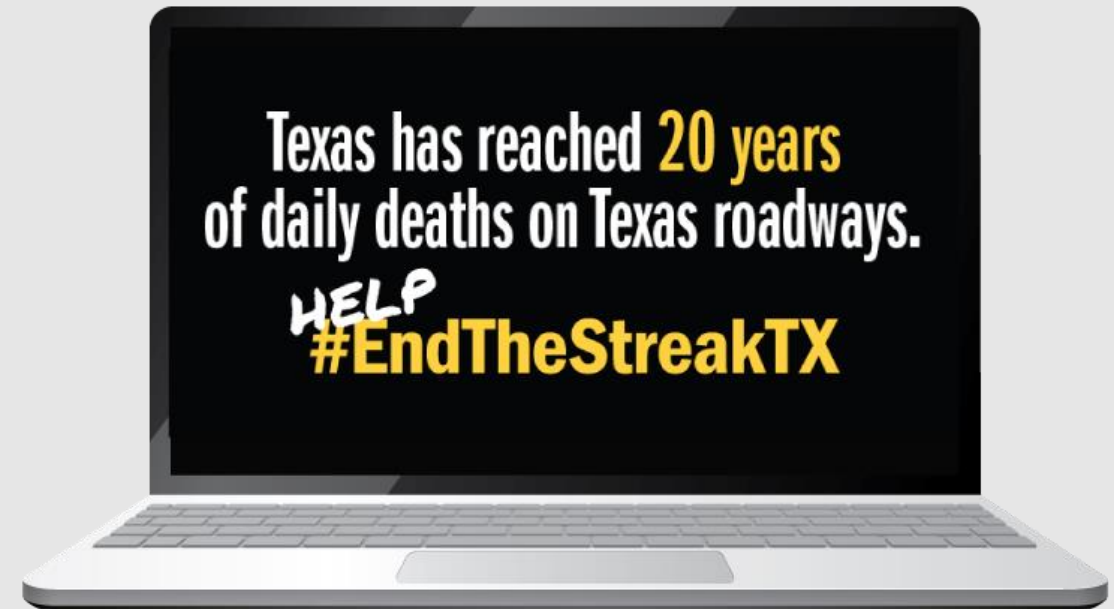
- Effective March 16, TxDOT began implementing safety measures to protect its staff, contractors and the public from the impacts of COVID-19.
- All public meeting, hearings, and events were transitioned into a virtual format, including the monthly Texas Transportation Commission meetings.
- TxDOT has leveraged the below-normal traffic levels as an opportunity to accelerate and even complete portions of projects in metro areas.







- **November 7, 2000**, was the last deathless day on roadways in Texas
  - **Over 71,220 fatalities** in vehicle crashes
- Additional **\$600 million** in safety funding approved by Texas Transportation Commission.
- Project emphasis areas include roadway lane departure, intersection, pedestrian and technology improvements.



# Texas Clear Lanes



TxDOT is breaking ground on projects in cities all over Texas to help clear lanes in our most congested corridors.



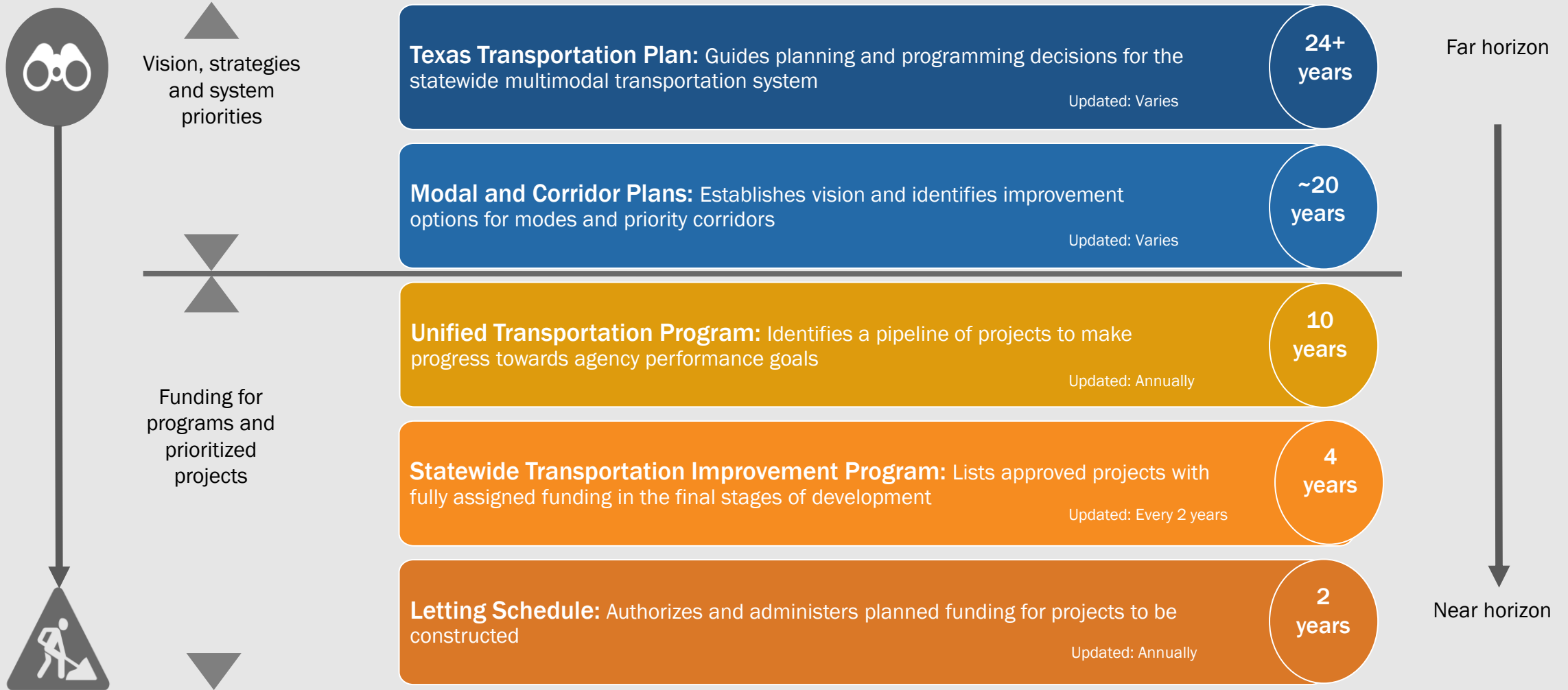
# Energy Sector – What is the Permian Promise?



In August 2019 the Commission committed \$300M per year in the first two years of 2020 UTP for \$600M total of Strategic Priority Funds for Permian Basin priority corridor and key project improvements



# TxDOT Family of Transportation Plans



# Project Planning & the Unified Transportation Program (UTP)



- The Unified Transportation Program (UTP) is TxDOT's 10-year plan that guides the development of transportation projects across the state.
  - Production of the UTP is required by state law, must be approved by the Texas Transportation Commission, and published each year.
  - The UTP does not guarantee a project will be built, however it authorizes TxDOT and other partnering agencies to begin preparing a project for construction.
  - In addition to highway projects, the UTP also discusses public transportation, maritime, aviation, and rail programs, as well as a section on freight and international trade.
  - Organized into 12 funding categories that each address a specific type of program, the plan authorizes the distribution of transportation dollars expected to be available over the next 10 years.



# 2021 Unified Transportation Program Distribution Strategy (August 2020)



Category and Description		Common Project Types
1	Preventive Maintenance & Rehabilitation	Roadway Resurfacing & Rehabilitation
2	Metro and Urban Corridor Funding (MPOs)	Urban Road Capacity, Interchanges
3	Non- traditional Funds	Various
4R	Statewide Connectivity (Regional)	Regional Corridor Capacity
4U	Statewide Connectivity (Urban Congestion)	Urban Corridor Capacity
5	Congestion Mitigation and Air Quality	Intersection & Interchange Improvements
6	Bridge	Bridge Replacement & Repair
7	Federal Metropolitan Mobility (Large MPOs)	Urban Transportation Improvements
8	Safety	Medians, Shoulders, Signals, Guard Rails, Rumble Strips, Grade Separation
9	Transportation Alternatives	Bicycle & Pedestrian Infrastructure
10	Supplemental Transportation Projects	Border Infrastructure, State Park Roads
11	District Discretionary	Roadway Resurfacing, Passing Lanes
12	Strategic Priority	Urban and Rural Road Capacity

Category Types	
<span style="color: green;">■</span> Preservation/Rehab.	<span style="color: lightblue;">■</span> Federal Programs
<span style="color: orange;">■</span> Mobility/Connectivity	<span style="color: yellow;">■</span> State/Rider Req.
	<span style="color: brown;">■</span> TTC Discretionary

*Funding in some categories is allocated by formula to TxDOT Districts or Metropolitan Planning Organizations (MPOs). Funding in other categories is focused on statewide needs and specific projects.*

# Project Tracker & the Unified Transportation Program



- The 2021 Unified Transportation Program contains planned funding for more than 8,000 projects
- All of these projects can be found on TxDOT's Project Tracker and searched by legislative district



[www.txdot.gov/pt](http://www.txdot.gov/pt)



TEXAS DEPARTMENT OF TRANSPORTATION  
Project Tracker | TxDOT | Open Data Portal | Statewide Planning Map

SEARCH by KEYWORD

City, County, District, MPO

RESET

Switch to Advanced search

SUMMARY BY PHASE:

Phase	Projects	Est. Cost
Construction underway or begins soon	6,453	\$30,478,828,850
Construction begins within 4 years	4,800	\$30,006,452,487
Construction begins in 5 to 10 years	1,789	\$44,940,245,482
Corridor Studies, construction in 10+ years	707	\$47,281,974,872
Totals	15,729	\$153,088,501,511

TEXAS DEPARTMENT OF TRANSPORTATION  
Project Tracker | TxDOT | Open Data Portal | Statewide Planning Map

SEARCH by KEYWORD

3-State Senate District

RESET

Switch to Advanced search

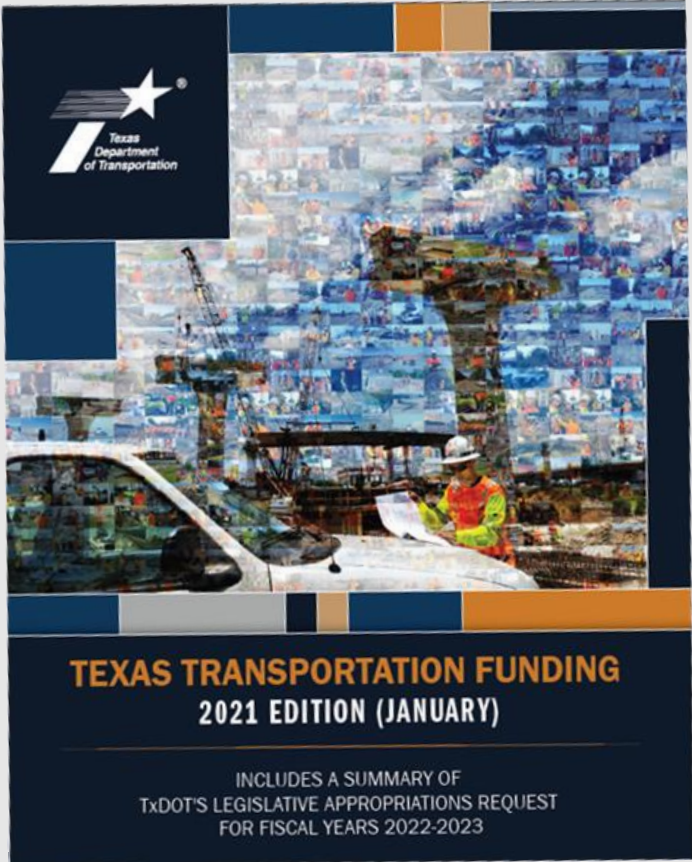
SUMMARY BY PHASE:

Phase	Projects	Est. Cost
Construction underway or begins soon	590	\$1,121,395,173
Construction begins within 4 years	292	\$1,415,485,492
Construction begins in 5 to 10 years	127	\$1,026,370,238
Corridor Studies, construction in 10+ years	54	\$507,772,610
Totals	1,063	\$4,071,023,518

# TxDOT Educational Series Materials



[www.txdot.gov](http://www.txdot.gov) keyword search  
"educational series"



Find the latest funding brochure at  
[www.txdot.gov](http://www.txdot.gov) keyword search  
"funding brochure"





# Questions

---



# Transportation Funding: Historical Perspective and the Future

---

Steven Albright, TAOT Board Secretary

Director of Government Affairs, Associated General  
Contractors of Texas (AGC)

# Gas Tax and Vehicle Registration Fee



The Constitution dedicates  $\frac{3}{4}$  fuel the motor fuels tax to the state highway fund.



The additional  $\frac{1}{4}$  is dedicated to public education



Current motor fuel tax is 20 cents per gallon and has not changed since 1991



Annual vehicle registration fee is also dedicated to the state highway fund.



Average Texan pays \$57 in state registration fees and has not changed significantly since 1987

# Federal Funding



Over 1/3 of TxDOTs budget is comprised of federal funds.



For many decades federal funds were comprised of a 18.4 cents per gallon of gasoline and 24.4 cents per gallon of diesel.



In 2015 Congress passed the first long-term federal transportation bill in over a decade (FAST ACT). Highway funding requires an infusion of cash.



In 2019 Texas will be the largest donor state to the Federal Highway Trust Fund yet will have \$939 million redirected to other states.

# Funding Need



In 2011 it was determined by a committee of transportation planners and business leaders that TxDOT needed an additional \$5 billion a year to keep up with projected population growth and prevent congestion from getting any worse.



This estimate did not account for improving congestion.

# \$5 Billion Gap

**Gas Tax &**  
Vehicle Registration Fees

**Federal  
Funding**

# Ending Diversions

The 84<sup>th</sup> legislature ended the practice of diverting transportation revenue to non-TxDOT functions.

The net result of this commitment was an additional \$650 million annually to the state highway fund.



**Gas Tax &**  
Vehicle Registration Fees

**Ending  
Diversion**

**Federal  
Funding**



# Proposition 1



Passed by the Legislature in 2013 and approved by over 80% of the voters



Dedicates a portion of the oil and gas severance tax to the State Highway



Sufficient balance in ESF must be met before transfer occurs



Since it's enactment Prop 1 has deposited **\$8.2B** into the State Highway Fund



Expires in 2035



**Gas Tax &**  
Vehicle Registration Fees

**Ending  
Diversions**

**Prop 1**

**Federal  
Funding**

# Proposition 7



Passed by the Legislature in 2015 and approved by over 83% of the voters



\$2.5 billion in general sales tax dedicated to the state highway fund annually after the state has collected \$28 billion



35% of the MVST dedicated to the state highway fund annually after state has collected \$5 billion



Since it's enactment Prop 7 has deposited **\$7.5B** into the State Highway Fund



Sales tax dedication ends in 2032. MVST dedication ends in 2029

**Gas Tax &**  
Vehicle Registration Fees

**Ending  
Diversions**

**Prop 1**

**Prop 7**

**Federal  
Funding**

# Toll Road Revenue



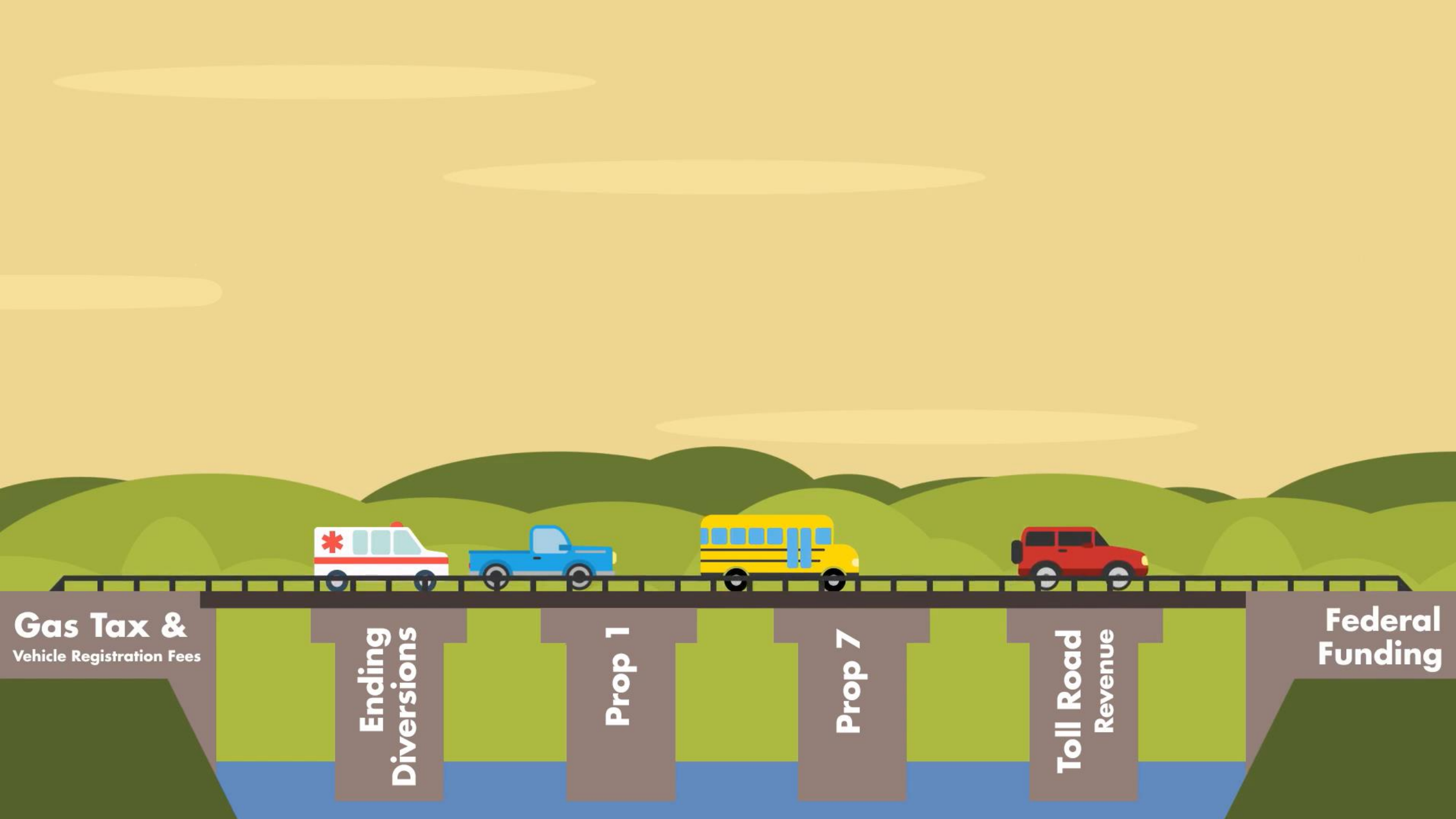
In 2001 voters approved the use of state highway fund revenue to be used on toll projects.



Toll roads are an optional tool that allows the state and local regions to add capacity to roadways.



Toll revenue helps pay for the finance and maintenance of toll roads.



**Gas Tax &**  
Vehicle Registration Fees

**Ending  
Diversions**

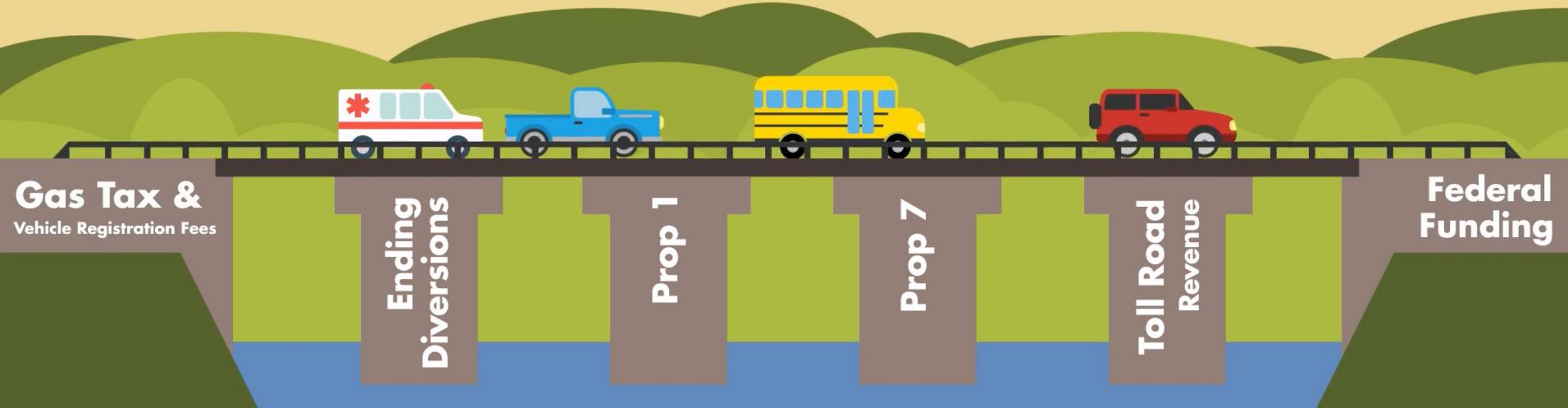
**Prop 1**

**Prop 7**

**Toll Road  
Revenue**

**Federal  
Funding**

# Here's How the Legislature Bridged the Funding Gap



# Questions

---





# TAOT 2021 Legislative Agenda

---

Brandi Bird, TAOT Vice Chair of Research & Education  
Dallas Regional Mobility Coalition

# TAOT 2021 Legislative Priorities

**Support:** Continuing policy of no diversions from the Highway Fund.

**Support:** Initiatives that seek to increase funding for transportation projects.

**Oppose:** Any proposal that may clawback or divert funds from Proposition 1 or 7.

**Support:** Legislation re-authorizing the use of the Texas Mobility Fund to finance transportation projects.

# TAOT 2021 Legislative Priorities

**Support:** TxDOT led initiatives on safety and congestion relief, such as the End the Streak campaign and Project Clear Lanes.

**Support:** Using existing tools for successful construction of transportation projects. This includes the construction of toll roads and tolled managed lanes when supported by the local community.

**Support:** An update in federal transportation funding formulas to reflect current data and work with Texas Transportation Commissioners at the Federal level to accomplish this.

# TAOT 2021 Legislative Priorities

**Support:** A modest and careful approach to foster and not prohibit an environment that will usher in the next generation of Autonomous Vehicle technology.

**Education Opportunity:** Make it known that Texas is one of the last states in the country to own the title of “Donor State.”

**Education Opportunity:** Maximize federal tax and grant dollars for ALL transportation projects.



**TRANSPORTATION**  
*Advocates of Texas*

Moving people,  
creating jobs.

# Questions

---

[brandi@dallasmobility.org](mailto:brandi@dallasmobility.org)

[salbright@agctx.org](mailto:salbright@agctx.org)

# Thank You

---

