

2021

STATE

OF THE

DISTRICT





**2021**

**YEAR IN REVIEW**

**+ Enhancing Safety**

**+ Creating Connectivity**

**+ Increasing Mobility**

# HERO

## Program

Free roadside assistance along 239 miles of major area highways



**1.6M**

*Miles  
Traveled*



**78K**

*Services  
Performed*



**5 MIN**

*Average  
Response Time*



# \$71.2M

## Invested in Safety and Accessibility Improvements



# HOV

# Corridors

Increasing  
Mobility And  
Reducing  
Congestion



\*Map Source: VIA Metropolitan Transit





# I-10 Northwest





# US 281 North





# I-10 East

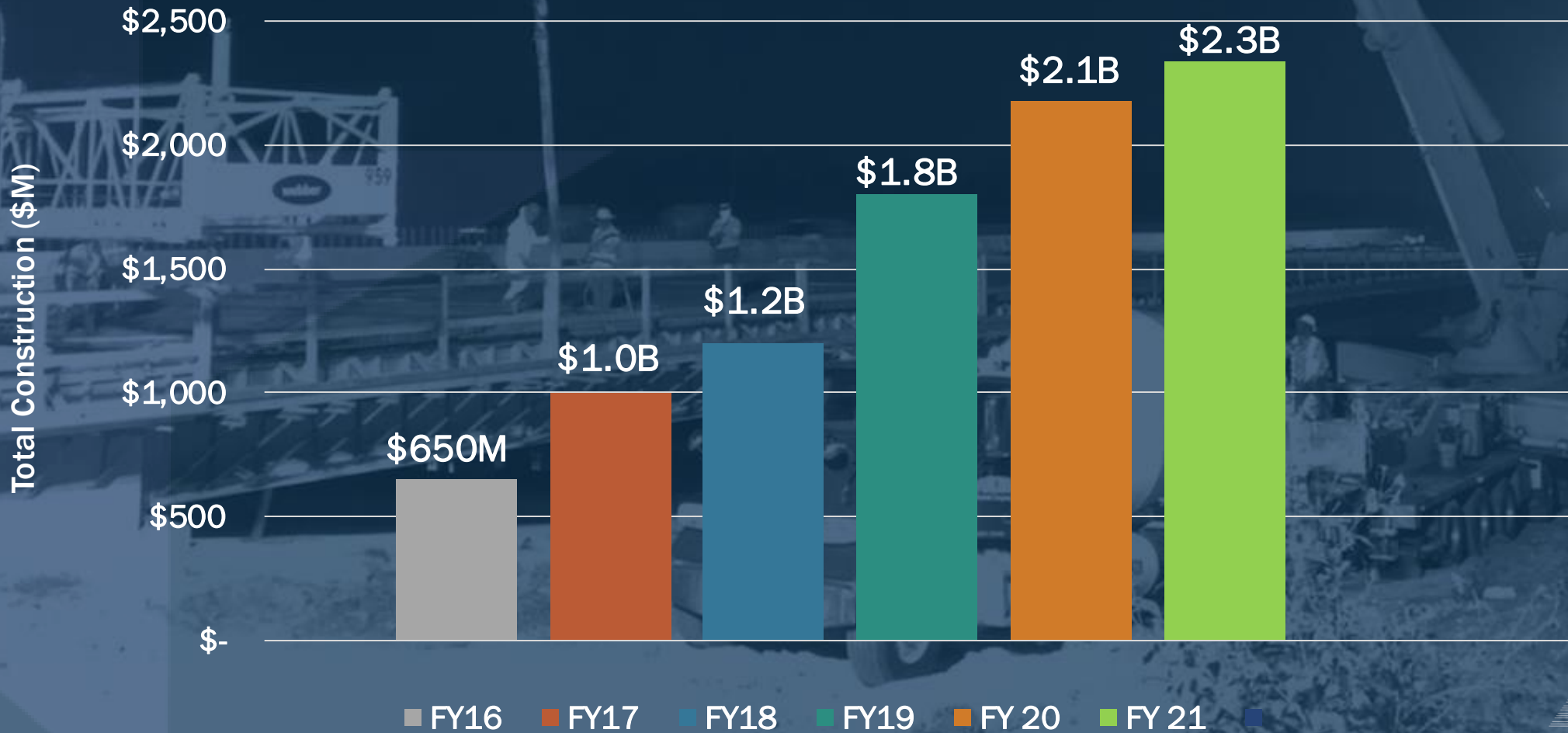


**\$287 MILLION**

**TRANSPORTATION IMPROVEMENTS  
DELIVERED IN 2021**

**2<sup>nd</sup> MOST ACTIVE DISTRICT  
IN THE STATE**

# \$2.3B Investment in Transportation





LOOP  
**1604**  
NORTH



LOOP  
**1604**  
NORTH







# US 281 North





# I-10 East



East Bound



**LOOKING FORWARD**

# LOOP 1604 NORTH




	Segment 1	Segment 2	Segment 3	Segment 4	Segment 5
<i>Timeline</i>	2021 - 2024	2022 - 2027	2021 - 2025	TBD	TBD
<i>Estimated Costs</i>	\$148M	\$291M	\$233M	\$130M	\$265M

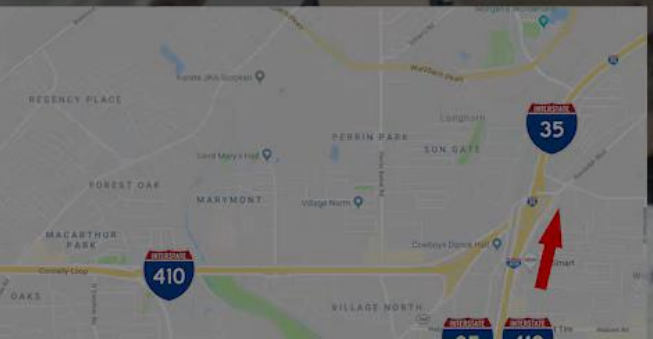


# I-35 NEX

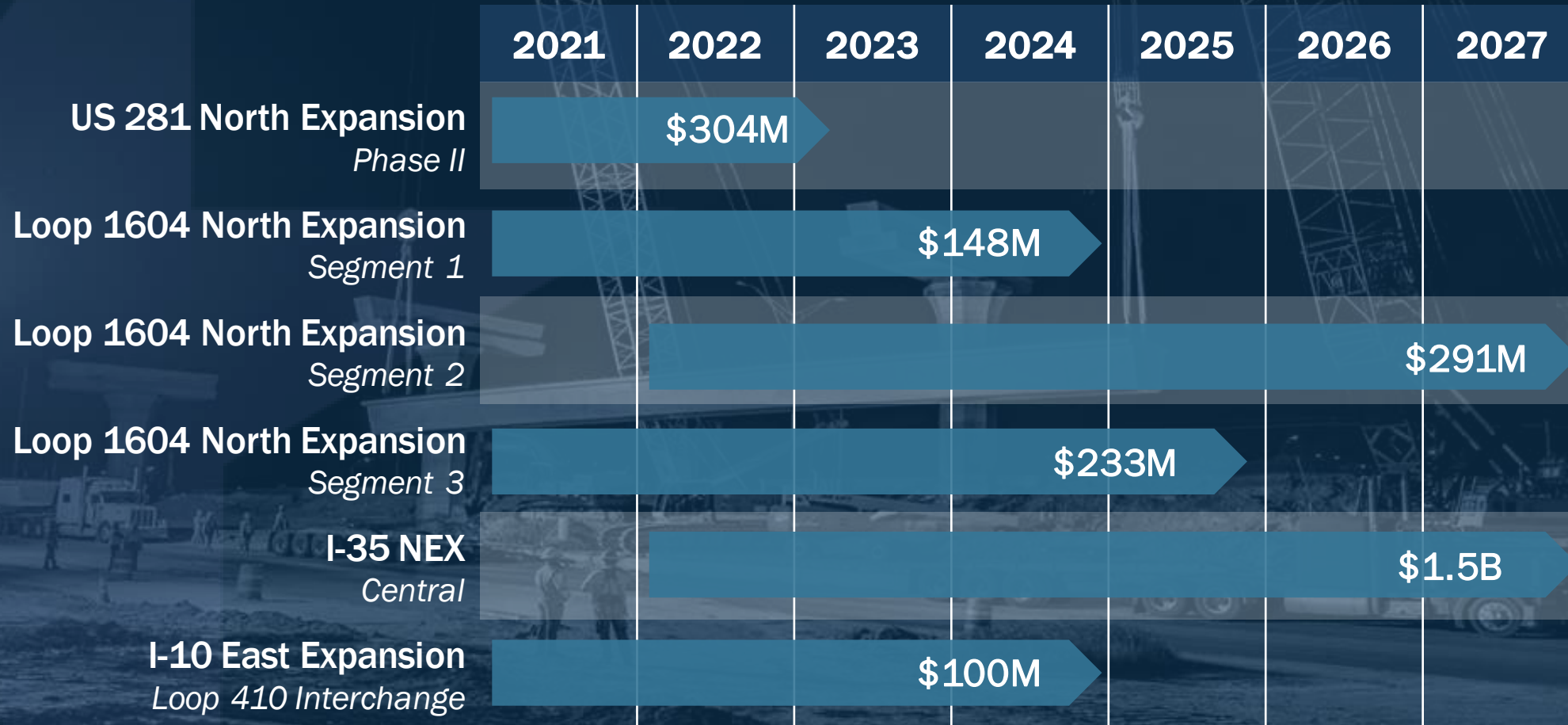


Gratt Rd

Windercrest



# Investing in Our Future



2021

STATE

OF THE

DISTRICT

