



# San Antonio Mobility Coalition

## State of the Region Luncheon

Friday, March 10, 2023

### City of San Antonio Current and Planned Transportation Priorities

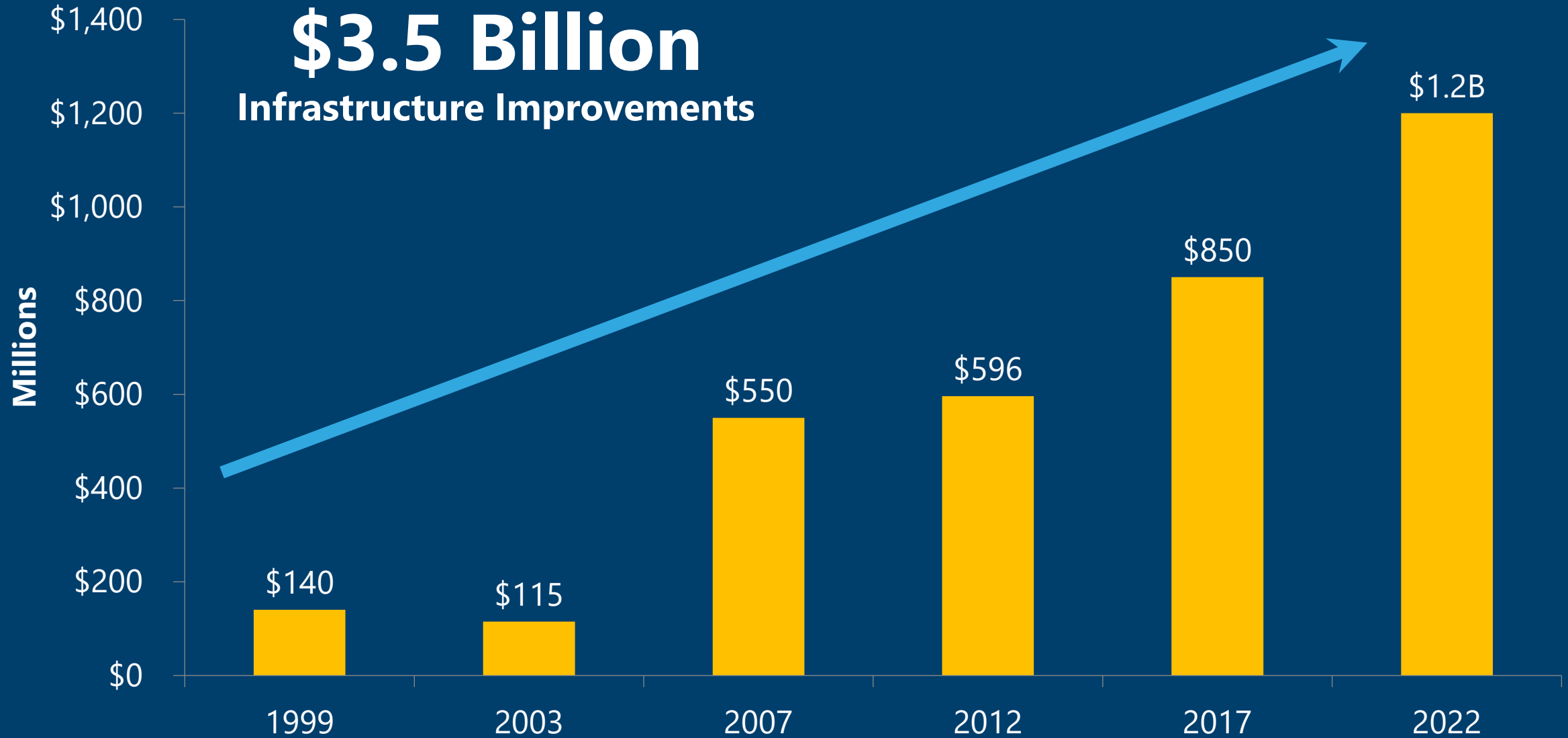
Razi Hosseini, P.E., R.P.L.S., City Engineer/Director



# AGENDA


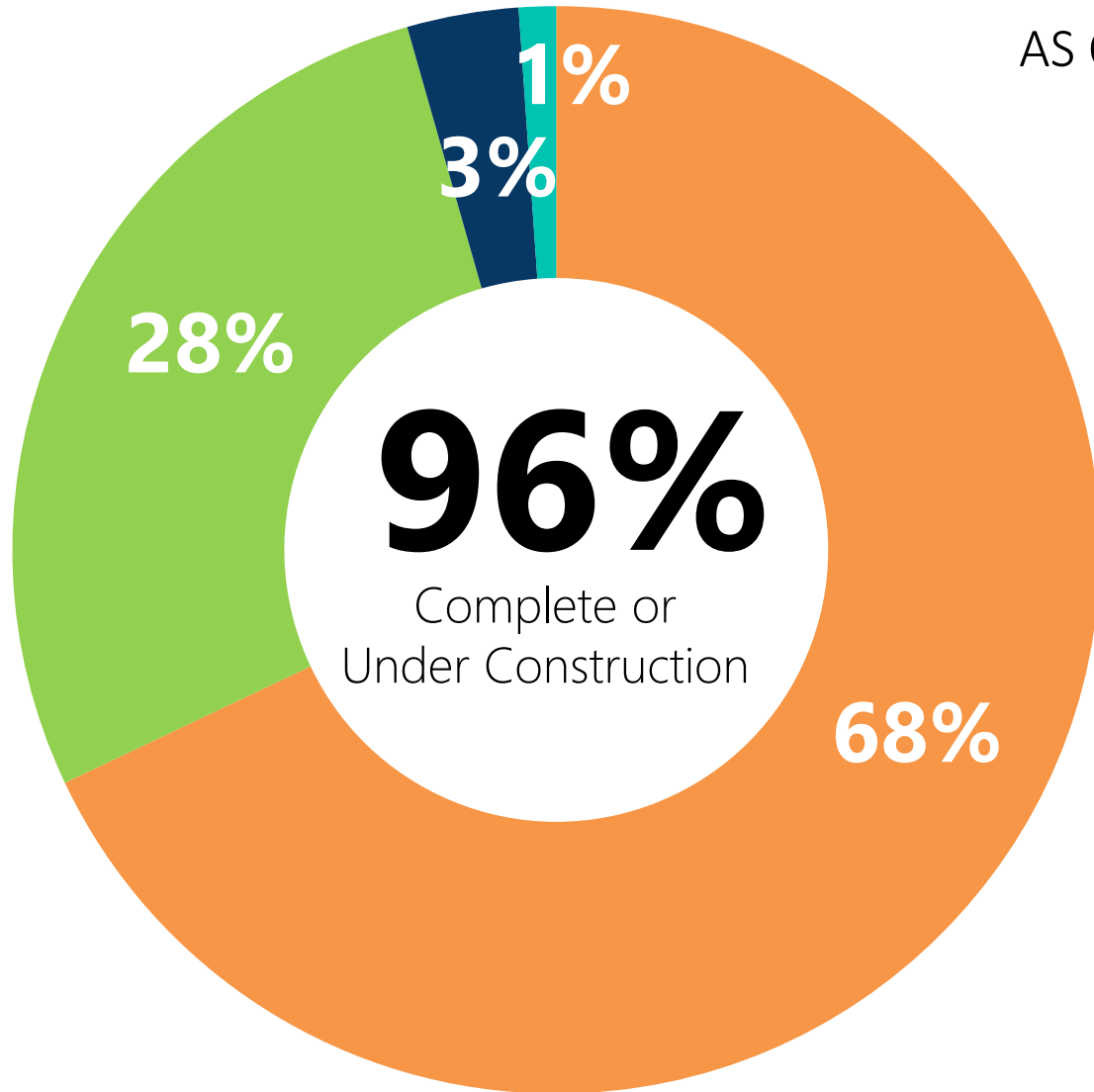
- Bond Programs
- FY 2023 Capital Program
- FY 2023 Infrastructure Maintenance Program (IMP)
- Federal Funding

# City of San Antonio Bond Program History



# 2017 Bond Program Status

AS OF FEBRUARY 2023




**Completed**  
123 Projects | 68%



**Construction**  
50 Projects | 28%



**Design**  
6 Projects | 3%



**Pre-Design**  
2 Projects | 1%

# 2022 Bond Program \$1.2 Billion



**STREETS, BRIDGES  
& SIDEWALKS**

**\$472M**

**62 Projects**



**PARKS &  
RECREATION**

**\$272M**

**82 Projects**



**DRAINAGE &  
FLOOD CONTROL**

**\$170M**

**23 Projects**



**AFFORDABLE  
HOUSING**

**\$150M**

**1 Project**

*(5 Priority Funding  
Categories)*



**PUBLIC SAFETY  
FACILITIES**

**\$78M**

**6 Projects**



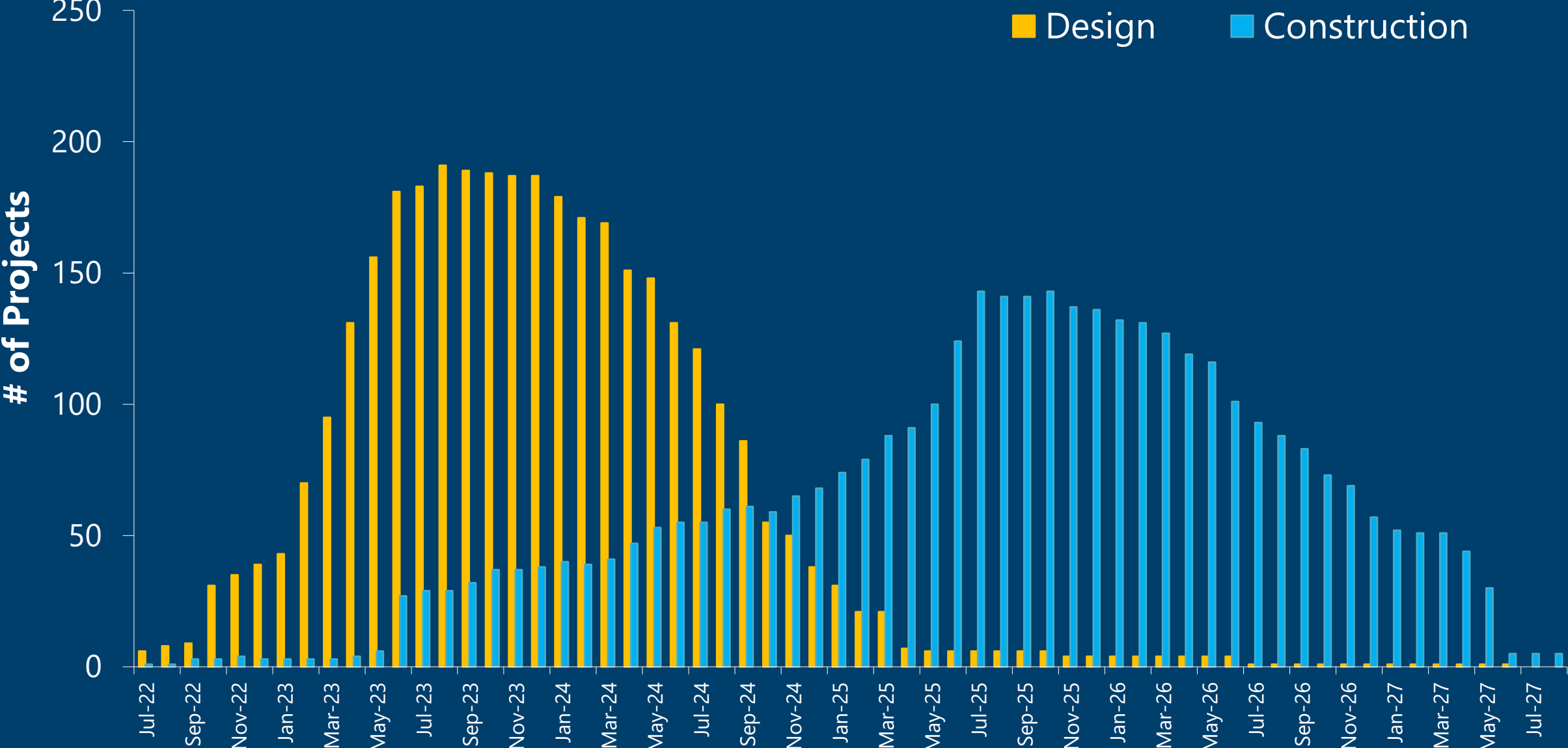
**LIBRARY & CULTURAL  
FACILITIES**

**\$58M**

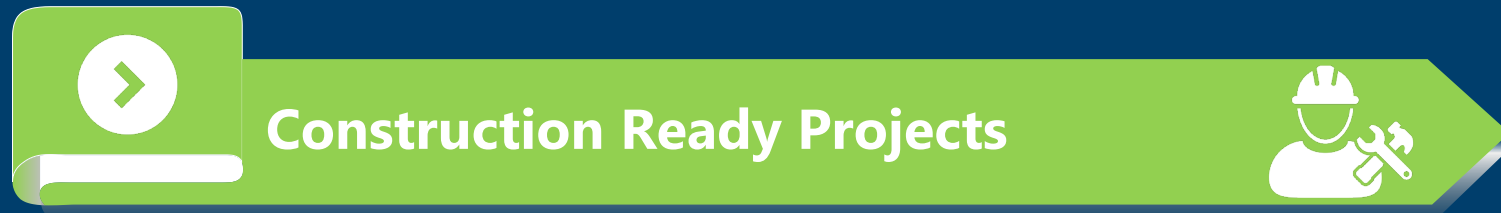
**9 Projects**

## Total of 183 Projects

# 2022 Bond Project Timeline



# Capital Project Delivery



# Current Status

- Scoping Development
- Fee Negotiations Underway
- Project Community Meetings





# Delivery of the Bond Program

---



## Partnerships

(Utilities, Bexar County, MPO, VIA, SARA, TxDOT & Others)



## Continued Department Coordination

(Transportation, Planning, Office of Sustainability & Others)



## Community Engagement

(Coordinated Through City Council Offices)



# City of San Antonio

**FY 2023 Capital Program**

**FY 2023 Infrastructure Maintenance Program (IMP)**





## PUBLIC WORKS

" Through **innovation** and **dedication**, we **build** and **maintain** San Antonio's *Infrastructure.*"

# 886

**Employees**

FY 2023

# \$643

**Million**

FY 2023 Budget

# Major Programs



## GO Bond & Capital Improvement Programs

(Streets, Drainage, Parks, Facilities)



## Streets & Sidewalks

(Street Maintenance, Sidewalk Gaps & Reconstruction)



## Storm Water Operations

(Flood Management, Debris Removal, Mowing, Street Sweeping)



## Traffic Management

(Signals, Pavement Markings, School Pedestrian Safety)

# FY 2023 Capital Budget by Program






**\$651  
Million**  
517 Projects

- Public Works to manage 349 projects (68%)



# Street Network Condition

**4,201 Centerline Miles**

<b>Excellent</b> (Crack Seal/Fog Seal)	<b>Good</b> (Micro-Surfacing Slurry Seal)	<b>Fair</b> (Mill & Overlay)	<b>Poor</b> (Mill & Overlay with Base Repair)	<b>Failed</b> (Reconstruction & Reclamation)
43% Grade = A	23% Grade = B	12% Grade = C	11% Grade = D	11% Grade = F
				

Preservation

Rehabilitation

# Infrastructure Maintenance \$154.4 Million

	Amount (\$ in Millions)
Street Maintenance	\$116.0
Sidewalks	21.0
Pavement Markings	5.7
Neighborhood and Mobility Program (NAMP)	4.5
Warranted Traffic Signals	2.8
Alley Maintenance	2.25
Bike Facilities	1.0
Guard Rails	1.0
Quiet Zone	0.2
Total	\$154.4



**\$13 Million**

More In Infrastructure Maintenance  
Compared to FY 2022

# Future Planning

## Federal Program Funding

# Funding Grant Opportunities



Program	Description	Project	Amount	Application Submitted
<b>Bi-Partisan Infrastructure Law (BIL) Grant Programs</b>				
<b>Railroad Crossing Elimination Grant</b>	Funding projects to enhance and improve the safety and health of communities through elimination of railroad crossings.	<ul style="list-style-type: none"> <li>Rittman &amp; Gibbs Sprawl Overpass</li> </ul>	\$53.2 Million	October 2022
<b>Rebuilding American Infrastructure with Sustainability (RAISE)</b>	Funding projects to address infrastructure improvements and enhancements that have significant local and regional impact.	<ul style="list-style-type: none"> <li>Culebra Corridor</li> </ul>	\$7.7 Million	February 2023
<b>Texas Department of Transportation (TxDOT)</b>				
<b>2023 Transportation Alternatives</b>	Funding projects for variety of alternative transportation projects that enhance and improve safety for bicycle and pedestrians.	<ul style="list-style-type: none"> <li>Old Highway 90 Phase 2</li> <li>Market St. Cycle Track</li> <li>Citywide Pedestrian Crossings &amp; Accessibility Ramps</li> </ul>	\$35.8 Million	January 2023





**SAMCo**

SAN ANTONIO MOBILITY COALITION

# City of San Antonio Current and Planned Transportation Priorities

**Questions?**

